



0250

**HH OCEAN**  
SERIES

SEAQUATICAL



**OC44**

Page 3

**HH44  
OPEN**

Page 7



Note: Hudson Yacht Group reserves the right to change, through updates and improvements, the product specifications in this brochure, without notification. All photographs in this brochure are shown as examples of our build and finish quality. Photographs and renders might feature options that are not included in the base boat's standard features.

**OC50**



# OC44

Sailing in its purest form. Stylish and fast with luxurious comfort. Take control at one of the OC44's twin aft helms to experience the excitement and joy of sailing a true performance cruising catamaran. The fundamental difference between the OC44 and the HH44 are the very special cruising keels, with winglets that provide incredible traction sailing upwind, and allow the boat to point six degrees higher than conventional keels.

## Principal Dimensions

---

LOA	15.15 m	49.70 ft
LWL	13.28 m	43.57 ft
BOA	7.15 m	23.46 ft
Hull Beam On Waterline	1.48 m	4.86 ft
Keel Draft	1.52 m	4.99 ft
Displacement Lightship	9195 kg	20271 lb
Displacement Max Load	12500 kg	27558 lb

## Sail Areas

---

Mast Length	19 m	62.33 ft
Main Sail	74.20 m <sup>2</sup>	799 ft <sup>2</sup>
Overlapping Solent	51.10 m <sup>2</sup>	550 ft <sup>2</sup>
Self-Tacking Staysail	26.70 m <sup>2</sup>	287 ft <sup>2</sup>
Fractional Reacher	109.70 m <sup>2</sup>	1181 ft <sup>2</sup>

## Engines

---

Batteries	2 x BETA 30	AGM
Speed Under Engine		8.5 Knots
Cruising Range At 7 Knots		628 Nm
Classification		CE Category A, Module B

# OC44 HIGHLIGHTS

Folding transom platforms provide safety while underway, and deploy at anchor or on the dock to create four feet of additional living space and an easy connection to the water.

All lines are lead under-deck to twin aft helms, giving you fingertip control of the boat from the comfort and safety of the aft cockpit.

Twin carbon fiber steering wheels swing inboard for protection from the weather or outboard when you want the wind in your hair.

Huge potential for upgrades to the latest technological innovations, over 3.2kW of solar, electric propulsion, hydro regeneration, carbon fiber mast, performance sails, varnished real wood interiors. The OC44 is ready to make your own.





# HH44 OPEN

The HH44 OPEN has been designed by HH Catamarans in collaboration with the Disabled Sailors Association (DSA) of the UK specifically for their clients. The DSA clients seek independence, dignity, and the ability to compete with able-bodied sailors. The HH44's innovation and careful design enable the disabled sailor to easily get on and off the boat, down into the hulls with full chair turning room, and up onto the side decks and foredeck.

The HH44 layout is designed to maximize the enjoyment of sailing, regardless of the weather. Large open spaces for easy wheel chair access. Interior helm station with all sail controls in a centralized location. Forward, top, side and aft windows open to allow the sun and breeze into the cockpit when desired. The standard configuration is ideal for coastal cruising/day sailing, however the boat can be easily made ready for offshore sailing. All equipment and structures are engineered to ISO category A for offshore sailing.



## Principal Dimensions

---

LOA	15.15 m	49.70 ft
LWL	13.28 m	43.57 ft
BOA	7.15 m	23.46 ft
Hull Beam On Waterline	1.48 m	4.86 ft
Draft	1.52 m	4.99 ft
Displacement Lightship	9115 kg	20095 lb
Displacement Max Load	12500 kg	27558 lb

## Sail Areas


---

Mast Length	19.00 m	62.33 ft
Main Sail	74.20 m <sup>2</sup>	799 ft <sup>2</sup>
Solent	51.10 m <sup>2</sup>	550 ft <sup>2</sup>
Staysail	26.70 m <sup>2</sup>	287 ft <sup>2</sup>
Fractional Reacher	109.70 m <sup>2</sup>	1181 ft <sup>2</sup>
Furling Gennaker	148.90 m <sup>2</sup>	1603 ft <sup>2</sup>

## Engines

---

Batteries	2 x BETA 30	AGM
Speed Under Engine	8.5 Knots	
Cruising Range At 7 Knots	628 Nm	
Classification	CE Category A, Module B	







## DESIGNED FOR SAFETY AND EASE OF USE

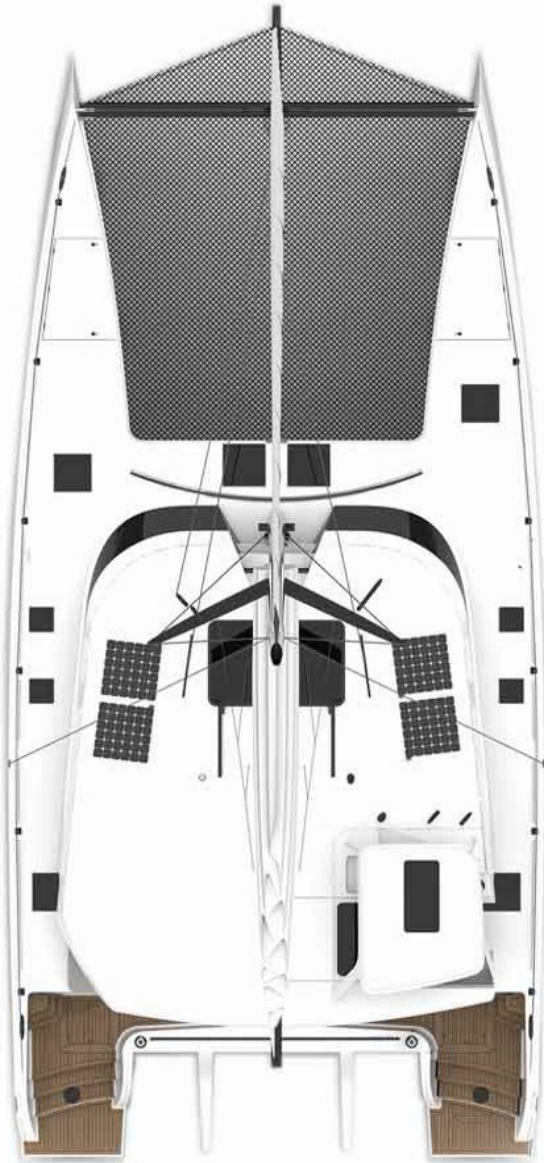


Numerous design features allow maximum freedom and mobility aboard: Ro-ro side boarding platforms, enclosed transoms, electric lifts for side deck and hull access, wide passageways, flush door thresholds.



# OC50

Far from ordinary, the Ocean Series was created to emphasize the pure joy of sailing on a yacht capable of cruising around the world in style. Exceptional design, intuitive systems, envy inducing aesthetics, spacious and comfortable living spaces, and safe, responsive sailing characteristics set the OC50 apart.



DECK PLAN



SALON



3 CABINS



## Principal Dimensions

---

LOA	15.79 m	51.80 ft
LWL	14.89 m	48.85 ft
BOA	7.44 m	24.41 ft
Hull Beam On Waterline	1.73 m	5.68 ft
Keel Draft	1.56 m	5.12 ft
Displacement CE Lightships	13150 kg	28991 lb
Displacement CE Max Load	17000 kg	37479 lb

## Sail Areas

---

Mast Clearance	21.88 m	71.78 ft
Main Sail	81.13 m <sup>2</sup>	873.28 ft <sup>2</sup>
Self-Tacking Jib	44.50 m <sup>2</sup>	478.99 ft <sup>2</sup>
Fractional Reacher	101.80 m <sup>2</sup>	1095.77 ft <sup>2</sup>

## Engines


---

	2 x Yanmar 3JH40	
Batteries		AGM
Speed Under Engine		8.5 Knots
Cruising Range At 7 Knots		510 Nm
Classification	CE Category A, Module B	









WHAT  
SETS THE  
OCEAN SERIES  
APART



Hull design remains the same, as do generous interior spaces, ultra-durable finish, and a level of luxury found only aboard an HH Catamaran. The carbon skeleton is complimented by e-glass and epoxy construction, a single helm and mini-keels with winglets round out the distinct features of the OC50.



**HH OCEAN**  
SERIES

A stylized graphic of three white, curved lines representing waves, positioned below the 'HH OCEAN' text and above the 'HH CATAMARANS' text.

**HH CATAMARANS**